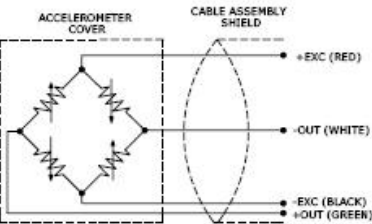


All values are typical at +24°C (+75°F), 100Hz, and 10Vdc excitation unless otherwise stated.

PARAMETERS	VALUE					UNITS
DASH NO.	-0050	-0100	-0200	-0500	-1000	
DYNAMIC RANGE	±50	±100	±200	±500	±1000	g
SENSITIVITY $\Delta$	2	0.9	0.9	0.4	0.15	mV/g
FREQUENCY RESPONSE ±1dB	0-800	0-1500	0-1800	0-2700	0-4000	Hz
RESONANT FREQUENCY	2000	3000	4000	6000	7000	Hz
SHOCK LIMIT	3000	3000	4000	5000	5000	g

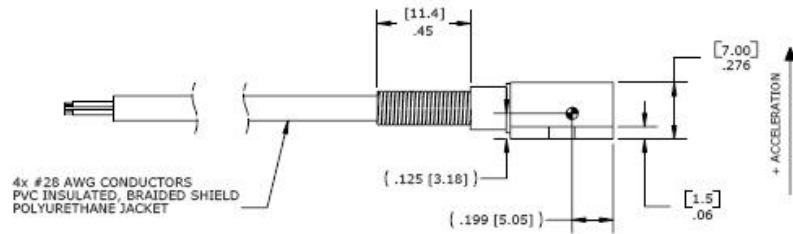
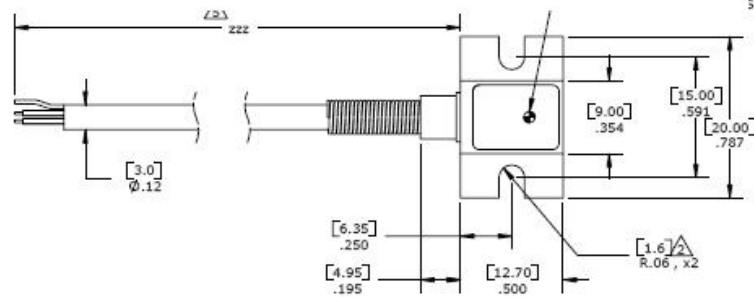
PARAMETERS	VALUE	UNITS
ZERO ACCELERATION OUTPUT	±40	mV
TRANSVERSE SENSITIVITY	< 2	%
NON-LINEARITY	± 1	%FSO
THERMAL ZERO SHIFT, 0-50°C (32-122°F)	±0.05 (±0.03)	%FSO/°C (%FSO/°F)
THERMAL SENSITIVITY SHIFT, 0-50°C (32-122°F)	±0.2 (±0.11)	%/°C (%/°F)
EXCITATION VOLTAGE	2 to 10	Vdc
INSULATION RESISTANCE (@100Vdc)	> 100	MΩ
INPUT IMPEDANCE	3500 to 4800	Ω
OUTPUT IMPEDANCE $\Delta$	2400 to 4800	Ω
OPERATING TEMPERATURE	-20 to +85 (-4 to +185)	°C (°F)
HUMIDITY	Epoxy Sealed	
WEIGHT (CABLE NOT INCLUDED)	3	Grams
MOUNTING TORQUE	4(0.5)	lb-in(Nm)



TABULATION $\Delta$	TOLERANCE
ZZZ	
≤ 12 [305]	+ 1 [25] - 0 [0]
> 12 [305] & ≤ 60 [1524]	+ 2 [51] - 0 [0]
> 60 [1524] & ≤ 120 [3048]	+ 4 [102] - 0 [0]
> 120 [3048] & ≤ 360 [9144]	+ 6 [152] - 0 [0]
> 360 [9144]	+ 12 [305] - 0 [0]

# Model 1207A

## Preliminary Specifications



measurement  
SPECIAlITIES

Aliso Viejo, CA 92656